

# Technical Data Sheet

Designer Klaycoat® Series

Hanley Plant



Product Name	Swatch	Size	Standard	Durability Class (Grade)	Dimensional Variation (Type)	Compressive Strength (psi)	24-hr Cold Water Absorption (%)	5-hr Boil Absorption (%)	IRA (g/min per 30in <sup>2</sup> )	Core Volume (%)
Charcoal Klaycoat		Modular	ASTM C216	SW	FBX	>10,000	<6	<10	<10	<25
Khaki Stone Klaycoat		Modular	ASTM C216	SW	FBX	>10,000	<6	<10	<10	<25
Stone Grey Klaycoat		Modular	ASTM C216	SW	FBX	>10,000	<6	<10	<10	<25
Urban Grey Klaycoat		Modular	ASTM C216	SW	FBX	>10,000	<6	<10	<10	<25

This data represents average results. If specific test results are required, sample should be taken from current production lots. U.S. STANDARD TEST METHODS (ASTM C67) ARE USED AS APPLICABLE, UNLESS OTHERWISE NOTED. ©2024





Size	Width	Height	Length	Weight	Brick per Cube	Brick per Sq Ft
Modular	3-5/8"	2-1/4"	7-5/8"	4.0	525	6.86

Note: Products are also available as Thin Brick, see Thin Brick Technical Data Sheet.

# Technical Data Sheet

Designer Klaycoat® Series -- Thin Brick  
Hanley Plant



Product Name	Swatch	Size	Standard	Durability Class (Grade)	Dimensional Variation (Type)	Compressive Strength (psi)	24-hr Cold Water Absorption (%)	5-hr Boil Absorption (%)	IRA (g/min per 30in <sup>2</sup> )	Core Volume (%)
Charcoal Klaycoat Thin Brick		Modular	ASTM C1088	Exterior	TBX	N/A	<6	<10	N/A	N/A
Khaki Stone Klaycoat Thin Brick		Modular	ASTM C1088	Exterior	TBX	N/A	<6	<10	N/A	N/A
Stone Grey Klaycoat Thin Brick		Modular	ASTM C1088	Exterior	TBX	N/A	<6	<10	N/A	N/A
Urban Grey Klaycoat Thin Brick		Modular	ASTM C1088	Exterior	TBX	N/A	<6	<10	N/A	N/A

This data represents average results. If specific test results are required, sample should be taken from current production lots. U.S. STANDARD TEST METHODS (ASTM C67) ARE USED AS APPLICABLE, UNLESS OTHERWISE NOTED. ©2024

Size	Thickness	Width	Height	Length	Weight	Brick per Pallet	Brick per Sq Ft
Modular Thin Brick Flat	1/2"	1/2"	2-1/4"	7-5/8"	0.8	3840	6.86
Modular Thin Brick Corner	1/2"	3-5/8"	2-1/4"	7-5/8"	1.1	2100	4.5/LF

Note: Products are also available as Full Brick, see Full Brick Technical Data Sheet.